

TEL: (858) 621-2700  
 URL: www.zcomm.com  
 EMAIL: applications@zcomm.com

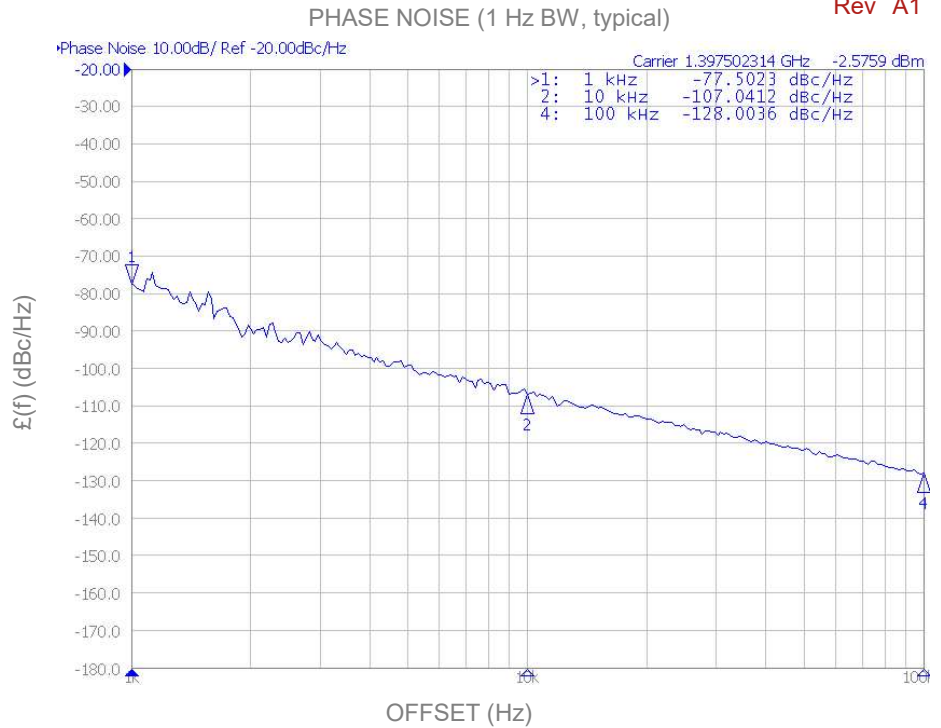
## Voltage-Controlled Oscillator Surface Mount Module

### Applications

Satellite Communications  
 Digital Radios

### Application Notes

AN-101: Mounting and Grounding  
 AN-102: Output Loading  
 AN-107: Manual Soldering

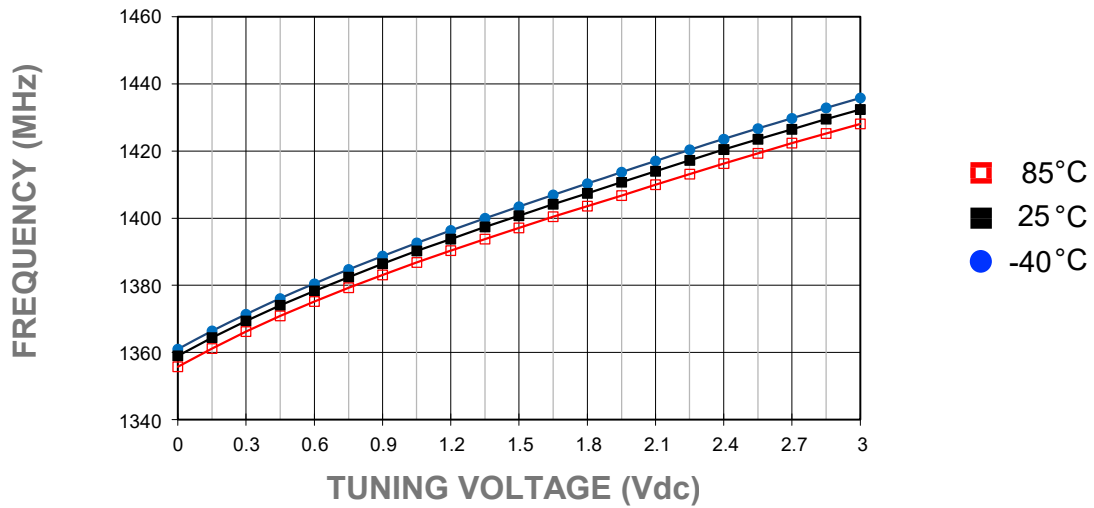


| Performance Specifications             | Min  | Typ  | Max  | Units              |
|--|------|------|------|--------------------|
| Oscillation Frequency Range            | 1380 |      | 1415 | MHz                |
| Phase Noise @ 10 kHz offset (1 Hz BW)  |      | -106 |      | dBc/Hz             |
| Harmonic Suppression (2nd)             |      | -30  | -15  | dBc                |
| Tuning Voltage                         | 0.3  |      | 3    | Vdc                |
| Tuning Sensitivity (avg.)              |      | 25   |      | MHz/V              |
| Power Output                           | 0    | 3    | 6    | dBm                |
| Load Impedance                         |      | 50   |      | $\Omega$           |
| Input Capacitance                      |      |      | 100  | pF                 |
| Pushing                                |      |      | 1    | MHz/V              |
| Pulling (14 dB Return Loss, Any Phase) |      |      | 3    | MHz                |
| Operating Temperature Range            | -40  |      | 85   | $^{\circ}\text{C}$ |
| Package Style                          |      | 375  |      |                    |

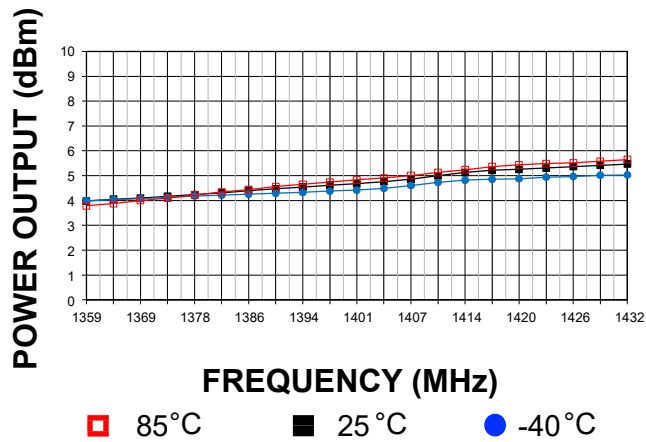
| Power Supply Requirements  | Min | Typ | Max | Units |
|----------------------------|-----|-----|-----|-------|
| Supply Voltage (Vcc, nom.) |     | 3   |     | Vdc   |
| Supply Current (Icc)       |     | 25  | 30  | mA    |

### Additional Notes

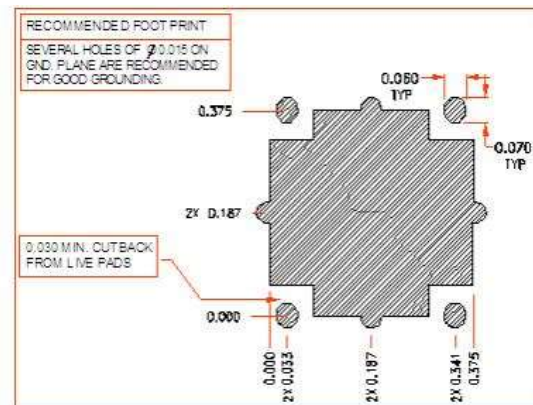
Tuning Curve, typ.



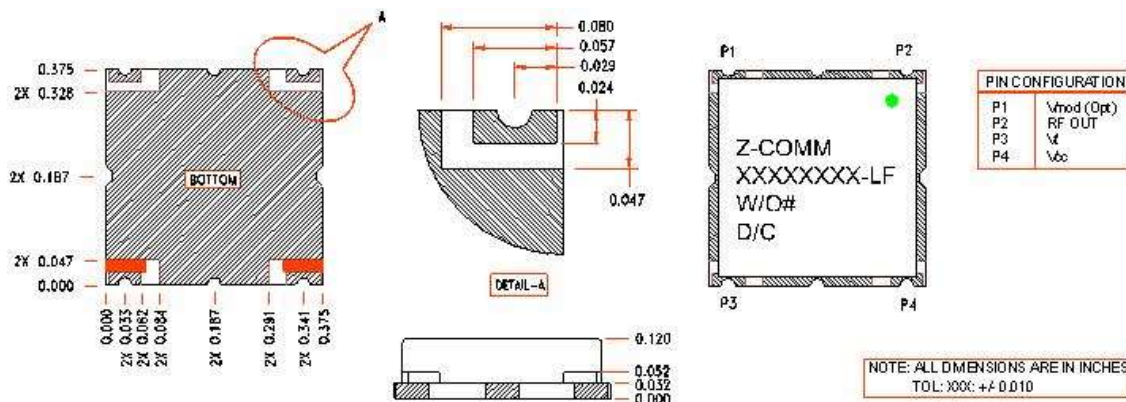
Power Curve, typ.



Footprint



Physical Dimensions



LFSuffix = RoHS Compliant. All specifications are subject to change without notice.